

6229
Individuals detained



1491
Individuals subject to use of force
24% of those detained



2598
Use of force forms completed



Top 4 tactics used

33%



Unarmed skills (various techniques) accounts for **33%** of all 'use of force tactics' used (**2543 occurrences**)

30%



Tactical communication accounts for **30%** of all 'use of force tactics' used (**2340 occurrences**)

12%



Handcuffing (compliant) accounts for **12%** of all 'use of force tactics' used (**900 occurrences**)


9%



Handcuffing (non-compliant) accounts for **9%** of all 'use of force tactics' used (**702 occurrences**)

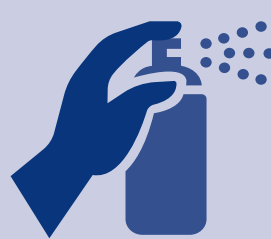
Additional force statistics

1.7%



Baton accounts for **1.7%** of all 'use of force tactics' used (**44 occurrences**)

4.6%



PAVA accounts for **4.6%** of all 'use of force tactics' used (**120 occurrences**)

2%

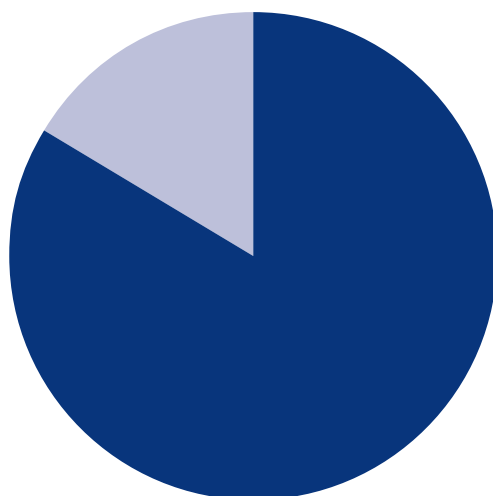


Taser accounts for **2%** of all 'use of force tactics' used (**184 occurrences**)

1491 individuals subject to use of force

Gender of subject

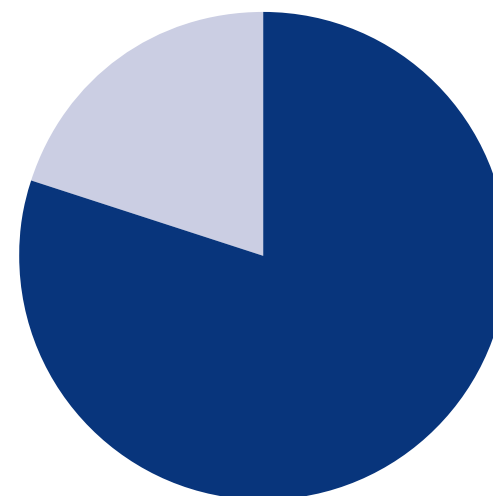
Male	1249
Female	241
Other	0



Ethnicity of subject

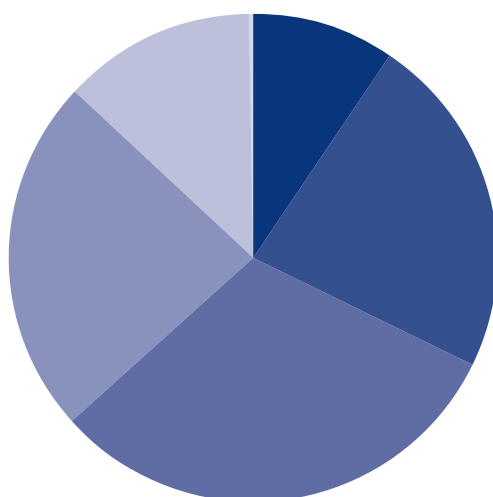
White	80%
BAME	20%

The census of South Yorkshire being 88% v 12%



Age of named subject

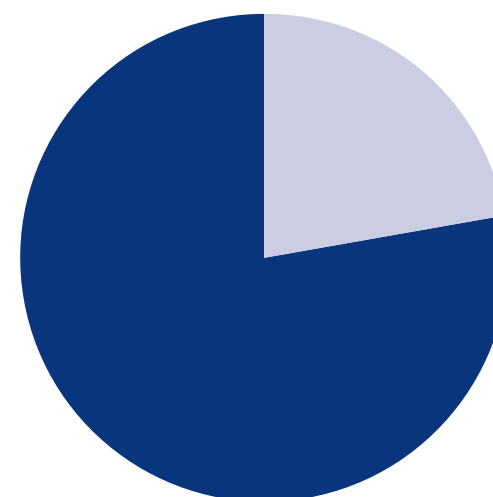
0-16	144
17-25	338
26-35	466
36-45	353
46+	190
Unknown	1



Mental health

Mental health was a factor **22.3%**

Mental Health was an Impact Factor in **332** use of force incidents (**22.3%**)



199 Use of force forms completed in custody



563 Use of force tactics recorded in custody



115 Detainees subject to use of force tactics in custody